


Editable



SIGHT


words

Type your
sight words
and the
worksheets

 The Kinderhearted
classroom

auto-populate!

November



Type your sight words here and it **Auto-populates** your worksheets and activities.

ight words here and your worksheets and activities will auto-populate!

Today's sight word is **always**

We are reviewing these 12 SIGHT WORDS

am	being
is	been
are	may
was	might
were	must
be	will

ROLL A SIGHT WORD

1	2	3	4	5	6
always	will	be	am	are	might

Dot it when you spot it!

Use your dotter to dot the sight word:

always

BUILDING MY SIGHT WORDS

always	
am	am
is	is
are	
will	

Name: _____

Rainbow write your word **ALWAYS**

always

Fill in the boxes with the correct letters

--	--	--	--	--	--

Write today's sight word

Write a sentence with today's sight word

How to use your SIGHT WORD CARDS

SPOONS

Arrange the spoons in a small circle in the center of the table and deal four cards to each player. Each player's goal is to make four of a kind with their hand. The dealer takes a card off the top of the deck to have five cards in his hand, removes one and passes it facedown to the left. Each player discards to the person on his left. The last player places his discard into a trash pile. Cards are picked up and passed quickly around the table until someone gets four of a kind and takes a spoon from the center. Once the player with four of a kind takes a spoon, anyone can take a spoon. The player left without a spoon gets a letter. If at any time the draw cards run out, pause to reshuffle the trash pile and keep going.

SLAP ON SIGHT

This game is very similar to slap jack. Distribute all of the cards to the players in the game. You can have up to four players. Each player will simultaneously place a card in the center of the table. If at any point the 'sight word of the day' is placed on the pile, the first player to 'slap on sight' gets the cards in the center pile. If a player slaps a card that is not the 'sight word of the day' the player has to take a card from their hand and place it under the pile in the center. The last person with card wins.

Print these cards on either cardstock or paper.

am	was	always
is	were	being
are	be	been

Print these cards on either cardstock or paper.

Activities included:

#1 BINGO (30 unique BINGO cards)

#2 16 Play-Doh mats

#3 A sight word deck of cards and two fun card games

#4 I have who has (color and black and white)

Use playdough to build your sight word

always

Use playdough to build your sight word

being

I have always who has am

I have am who has is

I have is who has are


I have are who has was

The Kinderhearted classroom



Hi! I'm Elizabeth - author behind [The Kinderhearted Classroom](#). Thank you for downloading my product! I work very hard to produce user friendly resources that enhance your classroom experience and hopefully make your job a little bit easier!

Click here to see how you can earn **discounts** towards your next TPT purchase!



LET'S CONNECT!

