

Martin Luther King

This packet includes these Google Classroom activities.

→ Interactive Worksheet

→ Editable Timeline


→ 'I have a Dream' speech and writing prompt

Google Classroom

Resources for the 21st century classroom




Martin Luther King Jr.



1. When was Martin Luther King Jr. born?
2. What name was Martin Luther King Jr. given when he was born?
3. What two grades did MLK Jr. skip when he was in school?
4. How old was MLK Jr. when he started college?
5. What was the name of MLK's wife?

Martin Luther King Jr.




1. When was Martin Luther King Jr. born?
January 15th, 1929
2. What name was Martin Luther King Jr. given when he was born?
Michael
3. What two grades did MLK Jr. skip when he was in school?
He skipped 9th and 1st grade.
4. How old was MLK Jr. when he started college?
He was 15 years old when he started college.
5. What was the name of MLK's wife?
Coretta Scott



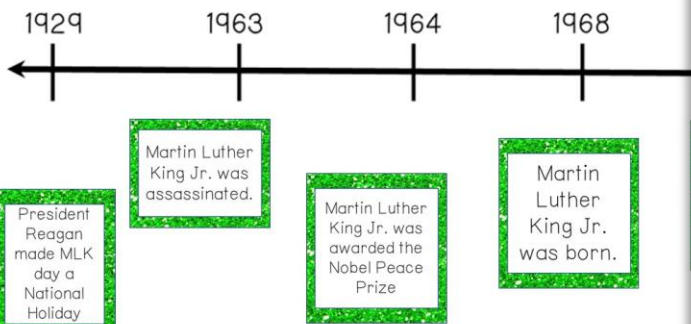
MLK

Google Classroom

Resources for the 21st century classroom



Timeline




Year	Event
1929	President Reagan made MLK day a National Holiday
1963	Martin Luther King Jr. was assassinated.
1964	Martin Luther King Jr. was awarded the Nobel Peace Prize
1968	Martin Luther King Jr. was born.

Martin Luther King Jr.



6. When did MLK deliver his 'I Have a Dream' speech?
7. What year was MLK awarded the Nobel Peace Prize?
8. What happened to MLK on April 4th, 1968?
9. Who assassinated MLK?
10. When did President Reagan sign the bill that declared MLK Day a National Holiday?

Double click on the video below to watch MLK Jr.'s famous 'I have a Dream' speech.



Double click on the video below to watch a song about MLK Jr.



<https://www.youtube.com/watch?v=1btfKzQoHo>



What you'll get!

After purchasing this packet, you will receive a Google Drive link to a Google slides presentation. You will be prompted to make a copy of the Google slides presentation. You can then organize the file in your Google Drive folder and share the file in the Google Classroom with your students.

Each packet has an editable portion that allows the students to directly type into the slides. We have placed text placeholders so that all the students need to do is start typing!



Google Drive

Copy document

Would you like to make a copy of **Self Awareness**?

Make a copy

A screenshot of a Google Slides presentation titled "Cities". The slide is titled "Your City" and contains a worksheet for students to complete. The worksheet includes a title "Your City", a paragraph of instructions, and several text entry fields with labels: "Name of your city:", "Date your city was founded:", "Founder's name:", and "List two important events that happened in your city:". There are also two boxes labeled "Insert picture of your city's flag and insert the picture here:" and "Insert picture of your city's mayor and insert the picture here:". A blue arrow with white stars points to the "Name of your city:" field. The slide number "1" is visible in the top left corner of the slide area.

Your City

Answer the following questions about the city that you live in. You will need to do some research using google search. Find three pictures taken in your city. The pictures need to show something that describes your city.

Name of your city:

Date your city was founded:

Founder's name:

List two important events that happened