

ANCHOR it

Hi teacher friend! I'm so excited that you have jumped on the printable/projectable anchor chart band wagon with me! The first couple of pages of this product are going to help walk you through how to use these interactive anchor charts. If you have any questions, please don't hesitate to reach out and email me at thekinderheartedclassroom@gmail.com.



CLICK ON THE IMAGE ABOVE TO
WATCH A VIDEO ON HOW I PRINT
MY ANCHOR CHARTS!

ANCHOR IT

PRINT THEM:

I've included a video on the previous slide that you are welcome to watch. I personally called a local drafting supply company. I asked them if they printed blueprints and specifically asked if they could print black and white prints on regular weighted paper. I also told them that I was a teacher. In the end, they were able to print each sheet for about \$0.60 each. You can also upload these to your local office supply company: Staples, Kinkos, etc. I will say that these companies have been more expensive than the independent drafting supply company, but are still affordable.

PRINTING SIZE:

The file is an 18 inch by 24 inch file size. This is the **minimum** size that you should print as the sticky note squares will not size correctly if the anchor charts are printed smaller.

PROJECT THEM:

These can also be projected from a projector onto anchor chart paper and traced out. You could also project them onto a white board and trace them out onto the white board.

INTERACTIVE WHITE

Another option would be to use these on an interactive white board. You can use the pen tool to write the words in the boxes.

REVIEW GAMES:

After you've introduced a few letters, remove all of the sticky notes, hang all of the anchor charts around the room, and then give each student the same number of sticky notes. Have them work to find the correct anchor chart and sticky their sticky notes on it.

ANCHOR IT

ENGAGE YOUR STUDENTS!

HARD AND SOFT

Hard /g/  goat

Soft /j/  giraffe

Makes it's /g/ sound when it's in front of a, o, or u

Makes it's /j/ sound followed by e, i, or y

goat	gang	gentle	engine
gap	rag	giant	imagin
good	gutter	gym	
smug	go!	danger	

goat gentle engine
gang rag giant
gap gym
good gutter
smug go!

Hard /g/

 goat

Makes it's /g/ sound when it's in front of a, o, or u

goat

Soft /j/  giraffe

Makes it's /j/ sound followed by e, i, or y

gentle

ANCHOR IT

ENGAGE YOUR STUDENTS!



ANCHOR IT

ENGAGE YOUR STUDENTS!

HARD AND SOFT

 **Hard** /k/  **Soft** /s/

Makes it's /k/ SOUND BEFORE a, o, u, OR ANY CONSONANT Makes it's /s/ SOUND BEFORE e, i, OR Y

<u>c</u> arrot	<u>c</u> ake	pr <u>i</u> ce	m <u>i</u> ce
<u>c</u> old	<u>c</u> ore	<u>c</u> ircle	
nice	cake		
circle	cent		
candy	cereal		
		cold	
		crook	carrot


ANCHOR IT

ENGAGE YOUR STUDENTS!



ANCHOR it

ENGAGE YOUR STUDENTS!



ANCHOR IT

ENGAGE YOUR STUDENTS!



ANCHOR IT

ENGAGE YOUR STUDENTS!



ANCHOR it




Long ā makes the 'ayyy' sound like
acorn

Examples of words that have long 'a' in them.



cāke



snāil



hāy

bake	rake	sail	ray	gray
fake	lake	way	pay	may
wake	mail	lay	stay	bay

LONG VOWELS

ANCHOR IT

2 VOWEL RULE

When two vowels go walking, the first vowel does the talking.



Brainstorm words together

fake	lake	bake	cake	take
wake	mail	care	pale	make

LONG VOWELS

ANCHOR IT

Short **a** makes the 'ahh' sound like apple

Examples of words that have short 'a' in the middle

bāt **mād** **cāp**

cat	bag	lag	fad	sad
sat	hat	fat	lap	rap
nap	map	glad	dad	bad

SHORT VOWELS

ANCHOR it



Short **e** makes the 'ehh' sound like elephant.



Examples of words that have short 'e' in the middle



jē**t**



pē**n**



nē**t**

bet	let	ten	ken	red
set	met	ben	bed	led
wet	get	men	fed	wed

SHORT VOWELS

ANCHOR IT

CONSONANT

Two or more
consonants in a word
whose sounds
blend together.

BLENDS





cr	sc	sm
sk	bl	dr
tw	pl	st
sp	cr	sl



BLENDS

ANCHOR IT

CONSONANT L BLENDS


 fly	flag	blue	 blow
flew	floss	block	blood
 clover	clap	plug	 plum
clip	club	plop	play

BLENDS

ANCHOR it

BOSSY r

bossy r is after the vowel
he is so mean he starts to growl
he says his sound and lets you decide
which vowel friend he tries to hide.



ar	er	ir	or	ur
jar	germ	sir	fork	turn
barn	fern	bird	born	curl
bark	perch	stir	tore	fur
bar	her	girl	shore	hurt

BOSSY R

ANCHOR it

BOSSY

Words with the 'r' sound



 spider er	 bird ir	 turtle ur	 road r	WORD BANK
germ	sir	turn	ride	stir
fern	bird	curl	ring	her
perch	stir	fur	red	bird
her	girl	hurt	rest	hurt
				germ
				turn
				first
				ride
				fern
				fur

BOSSY R

ANCHOR IT

MAGiC

Magic e makes the first vowel say its name.

bāke

tap	e	tub	e
cub	e	kit	e
pip	e	rob	e

MAGIC E

ANCHOR it

BOSSY

BOSSY e makes the first vowel say it's name.

cāke

Brainstorm words together

ripe	tube	kite	bite	robe
pipe	cube	tape	lake	rake

BOSSY
E