

ANCHOR it

Hi teacher friend! I'm so excited that you have jumped on the printable/projectable anchor chart band wagon with me! The first couple of pages of this product are going to help walk you through how to use these interactive anchor charts. If you have any questions, please don't hesitate to reach out and email me at thekinderheartedclassroom@gmail.com.



CLICK ON THE IMAGE ABOVE TO
WATCH A VIDEO ON HOW I PRINT
MY ANCHOR CHARTS!

ANCHOR IT

PRINT THEM:

I've included a video on the previous slide that you are welcome to watch. I personally called a local drafting supply company. I asked them if they printed blueprints and specifically asked if they could print black and white prints on regular weighted paper. I also told them that I was a teacher. In the end, they were able to print each sheet for about \$0.60 each. You can also upload these to your local office supply company: Staples, Kinkos, etc. I will say that these companies have been more expensive than the independent drafting supply company, but are still affordable.

PRINTING SIZE:

The file is an 18 inch by 24 inch file size. This is the **minimum** size that you should print as the sticky note squares will not size correctly if the anchor charts are printed smaller.

PROJECT THEM:

These can also be projected from a projector onto anchor chart paper and traced out. You could also project them onto a white board and trace them out onto the white board.

INTERACTIVE WHITE BOARD:

Another option would be to use these on an interactive white board. You can use the pen tool to write the words in the boxes.

REVIEW GAMES:

After you've introduced a few letters, remove all of the sticky notes, hang all of the anchor charts around the room, and then give each student the same number of sticky notes. Have them work to find the correct anchor chart and sticky their sticky notes on it.

ANCHOR IT

ENGAGE YOUR STUDENTS!



Short **a** makes the 'ahh' sound like  apple ..

Examples of words that have short 'a' in the middle



bat



man





Short **e** makes the 'ehh' sound like  elephant..

Examples of words that have short 'e' in the middle



net



Short **i** makes the 'ihh' sound like  igloo ..

Examples of words that have short 'i' in the middle



pin



dig



lip

ANCHOR IT

ENGAGE YOUR STUDENTS!



Short **ō** makes the 'ohhh' sound like



octopus

Examples of words have short 'o' in the



dōg












tōp



fōx

SHORT VOWELS

ă	ē	ī	ō	ū		l	<input type="text"/>	g
	j	<input type="text"/>	m		w	<input type="text"/>	b	
	b	d		z	<input type="text"/>	p		
	d	g		b	<input type="text"/>	g		
	f	n		l	<input type="text"/>	a		



Short **ū** makes the 'uhhh' sound like



umbrella.

Examples of words that have short 'u' in the middle



tūb








sūn



būg

SHORT VOWELS

ă	ē	ī	ō	ū
				
<input type="text"/>	<input type="text"/>	<input type="text"/>	<input type="text"/>	<input type="text"/>
<input type="text"/>	<input type="text"/>	<input type="text"/>	<input type="text"/>	<input type="text"/>
<input type="text"/>	<input type="text"/>	<input type="text"/>	<input type="text"/>	<input type="text"/>

ANCHOR IT

ENGAGE YOUR STUDENTS!

HARD AND SOFT

 **Hard** /k/  **Soft** /s/

Makes it's /k/ SOUND BEFORE a, o, u, OR ANY CONSONANT Makes it's /s/ SOUND BEFORE e, i, OR Y

<u>c</u> arrot	<u>c</u> ake	pr <u>i</u> ce	m <u>i</u> ce
<u>c</u> old	<u>c</u> ore	<u>c</u> ircle	
nice	cake		
circle	cent		
candy	cereal		
		cold	
		crook	carrot