

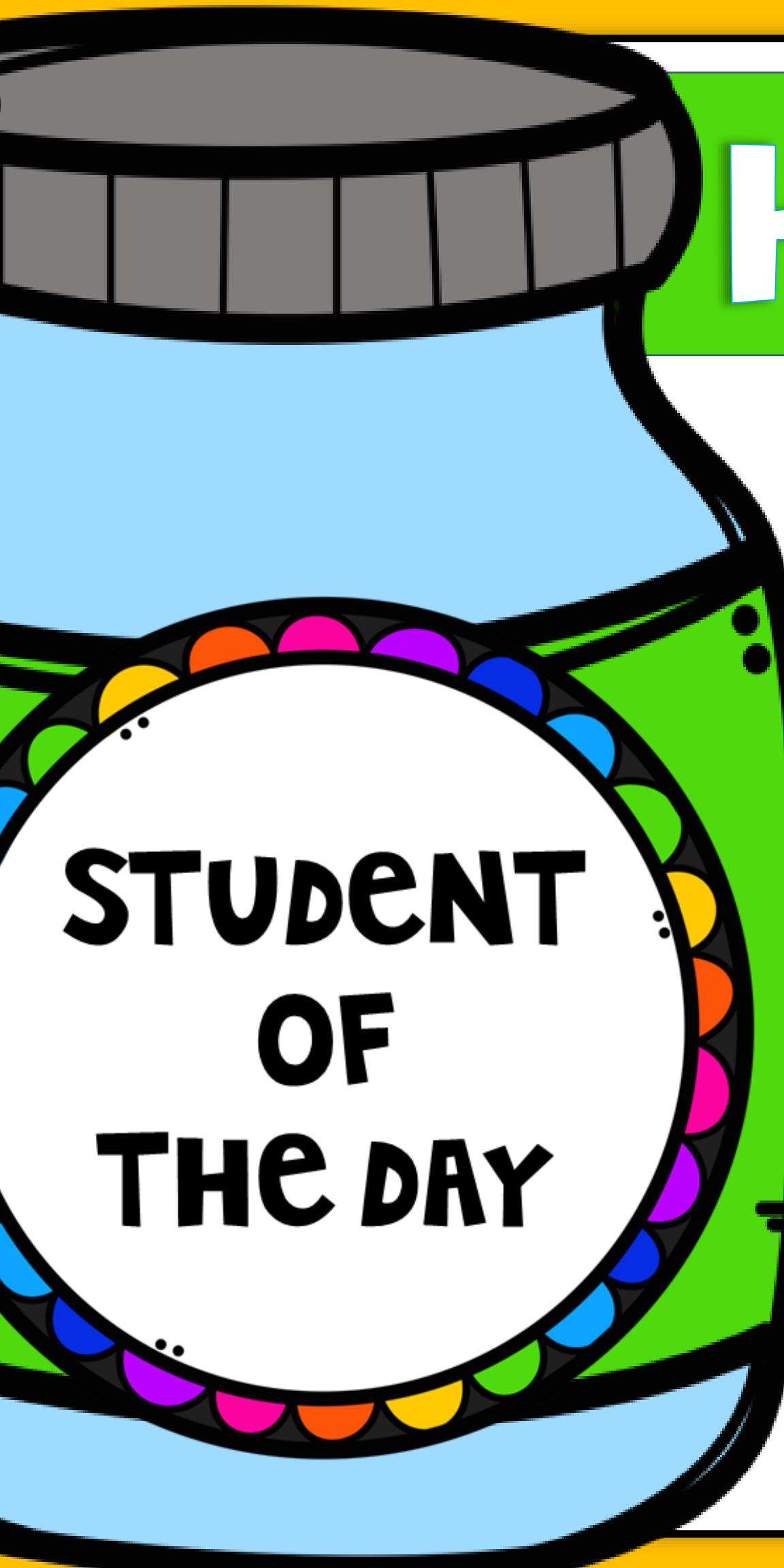


STUDENT OF THE DAY!

HANDS ON GAMES
AND ACTIVITIES
DESIGNED TO BUILD
CLASSROOM
COMMUNITY AND
HELP YOUR
STUDENTS GET TO
KNOW EACH OTHER!

WRITTEN BY: ELIZABETH COLLER
THE KINDERHEARTED CLASSROOM

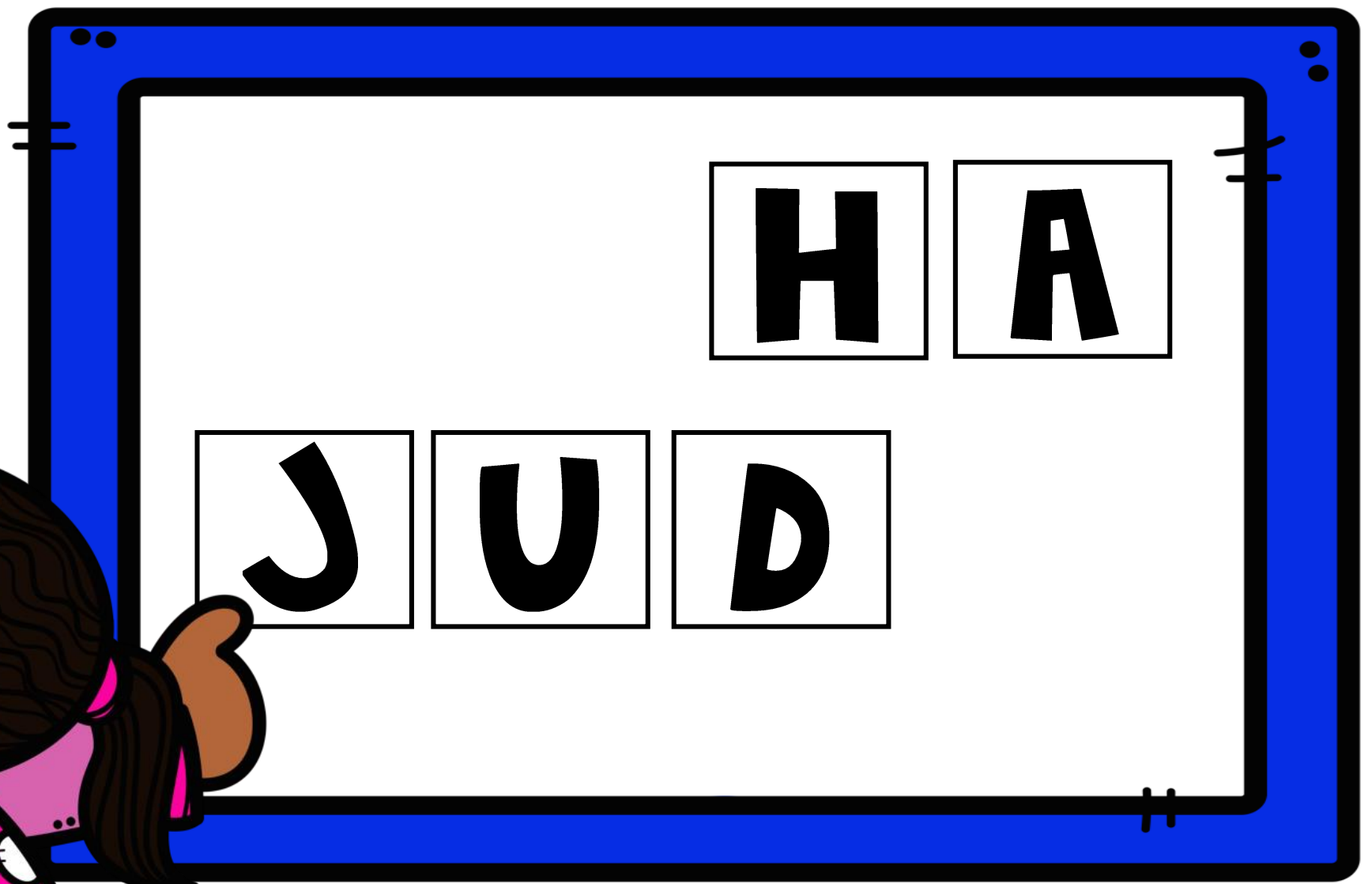
HOW TO



**STUDENT
OF
THE DAY**

PRINT AND CUT OUT ALL OF THE STUDENT NAMES AND PUT THEM IN YOUR CLASS 'STUDENT OF THE DAY JAR'. AFTER PULLING OUT A NAME, DISCARD THE NAME LEAVING ONLY THE STUDENT NAMES WHO HAVE YET TO BE CALLED. ONCE YOU'VE SELECTED A NAME, ANNOUNCE TO THE CLASS WHO THE STUDENT OF THE DAY IS, GIVE THAT STUDENT THEIR STUDENT OF THE DAY CROWN, AND BEGIN THE ACTIVITIES.

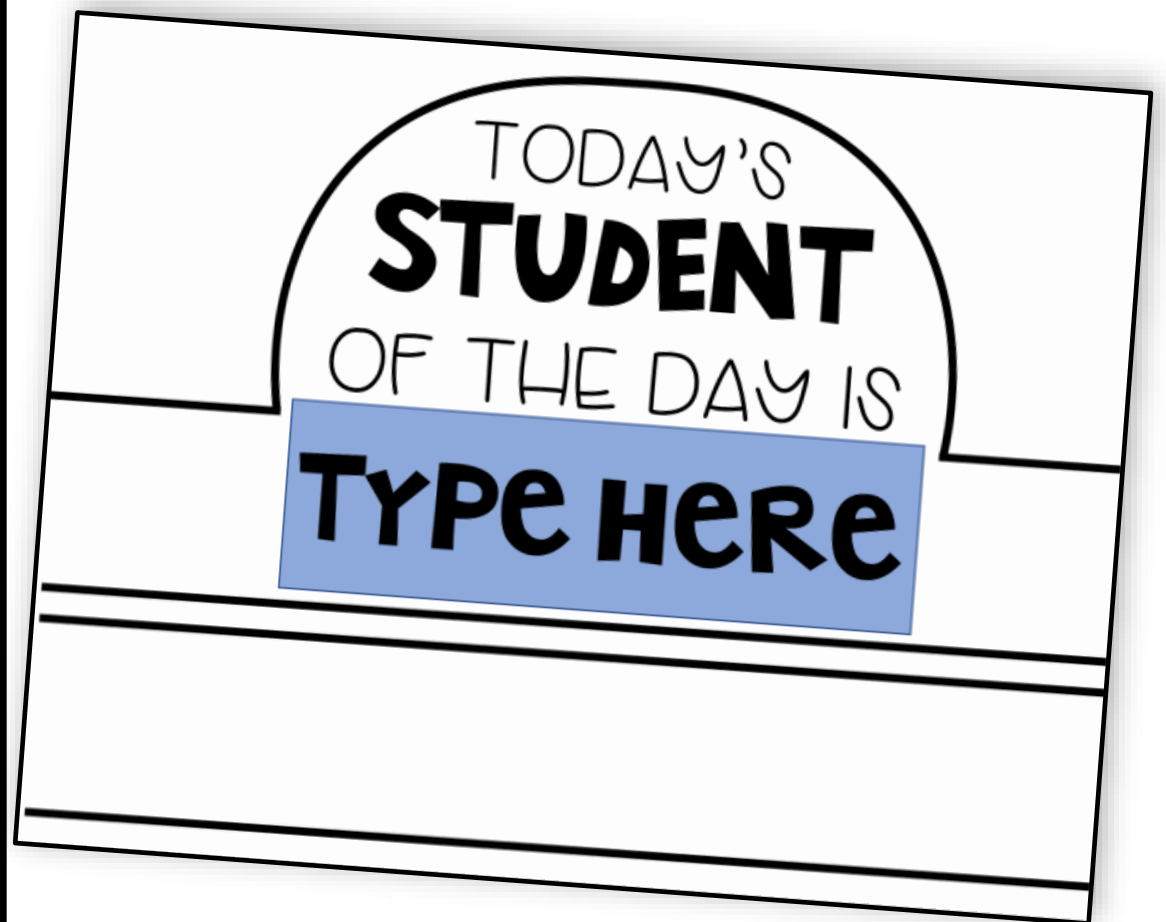
NAME SCRAMBLE



PRINT AND CUT OUT ALL OF THE LETTERS OF THE STUDENT'S NAME. SCRAMBLE THE LETTERS OF THE NAME AND TAPE THEM TO THE FRONT OF THE CLASSROOM. CALL ONE STUDENT AT A TIME TO COME UP TO THE BOARD AND PUT THE NEXT LETTER IN ORDER. ONCE THE NAME IS COMPLETED, RE-SCRAMBLE THE LETTERS AND COMPLETE THE ACTIVITY AGAIN.



THE FOLLOWING PAGES ARE CUSTOMIZABLE. TYPE IN THE STUDENT'S NAME ON THE CROWN AND GIVE IT TO THE STUDENT TO WEAR THROUGHOUT THE DAY.



STAPLE THIS COVER PAGE TO ALL OF THE PAGES THAT THE STUDENTS COMPLETED AND SEND HOME WITH THE STUDENT OF THE DAY!

NAME: Eli
TRACE YOUR FRIEND'S NAME BELOW

JUDAH

DRAW A PORTRAIT OF THE STUDENT OF THE DAY IN THE BOX BELOW.


Judah
Judah

LET'S INTERVIEW OUR FRIEND!


1. What is your friend's favorite toy to play with?
Legos

2. What is your friend's favorite thing to do at school?
Center time

3. What is your friend's favorite color?
Blue



HIP-HIP HOORAY TO:
JUDAH
FOR BEING
STUDENT
OF THE DAY!



HAND OUT ONE WORKSHEET TO EACH STUDENT. EACH STUDENT WILL COMPLETE THE WORKSHEET FOR THE STUDENT OF THE DAY. AFTER ALL OF THE WORKSHEETS ARE COMPLETE, STAPLE THEM ALL TOGETHER WITH THE COVER PAGE PROVIDED AND SEND IT HOME WITH THE STUDENT OF THE DAY.