

# THE KINDERHEARTED CLASSROOM



## CHECK OUT THESE FREEBIES!

### SHORT VOWELS

color by code

**FREEBIE**

### TAKE HOME PROJECT

editable

**FREEBIE**

### CH-BOOK

print and go

**FREEBIE**

### NATURE WALK

print and go

**FREEBIE**

### NUMBERS

print and go

**FREE PRINTABLES**

### COLORS






print and go

**FREE PRINTABLES**

## A SPECIAL THANKS TO









NON'S  
Little  
love  
BUGS

Valentine's day 2019  
6/10/2019





ZION'S

little

love

GARDEN



valentine's day 2019





## Notes on Editing this product:

You must open this file in an Adobe Reader. You can download one for free off of the internet if you Google, "Free Adobe Reader". Once you open the file in an Adobe Reader, you should be able to type directly in the fields.

## Tips on creating this craft:

I trimmed the outer edge of the white paper as close to the heart border as possible. Then, I matted it on two bright colored pieces of **cardstock**. After that, I completed the finger printing portion with the students. Once they were dried, we hung them for all to see!

## Tag me of social!

I would love to see this product in action in your classroom or home! Please snap a pic and tag me on Instagram! I would love to do a shout out to your IG account!

