

JOIN THE family



Hi! I'm Elizabeth,

Thank you for purchasing and supporting my little shop. You may not think much of it, but your support helps us pay the bills, feed and clothe two precious little boys and we are **so** appreciative!

We would love for you to join the family on our **social media** platforms. We have a wonderful community of educators over on Instagram, Facebook, YouTube, and on the blog that we would love for you to join. **Click on the icons above** to join us and we will see you there!

Love, Elizabeth

WEATHER JOURNALING

and data collection









GRAPH the DATA


Students will complete their weather journals and then use the graphs on the last page to graph the data they have collected.

The picture below is a word bank that is provided on the last page to help students expand their vocabulary and write sentences within their journals.

Use tally marks to graph the data that you've collected.

		rainy
		sunny
		cloudy
		snowy
		stormy
		windy

Graph the data that you've collected.



weather vocabulary

		
raindrop	cloud	windy
		
umbrella	rainbow	icy
		
thermometer	boots	jacket

WEATHER JOURNALING

and data collection

Hi Teacher friends!

This activity was one that I use in my personal classroom and I'm excited to hear how you use it in yours! Feel free to tag me on Instagram so I can share how you use these journals in your classroom!

I pulled these journals out during the month of December and printed a total of 10 days for the journaling pages. December tends to be a bit of a crazy month for us (I'm sure I'm not alone in this ha!) so I used these journals for either morning work or as an early finisher activity. The students would observe the weather by looking out of our classroom window then return to their desks and complete their journals. The students would draw a picture of what it looked like outside and then I encouraged them to draw themselves outside too. Then, they would trace the sentence starter, "Today's weather is..." and complete the sentence with the word that best fit for the day. I made sure to explain to the students that the back page of the journals had vocabulary words and pictures if they needed help with spelling.

Once we completed all 10 days of the journals, we graphed the information as a class and talked about graphs. You could easily extend this activity for an entire month!