


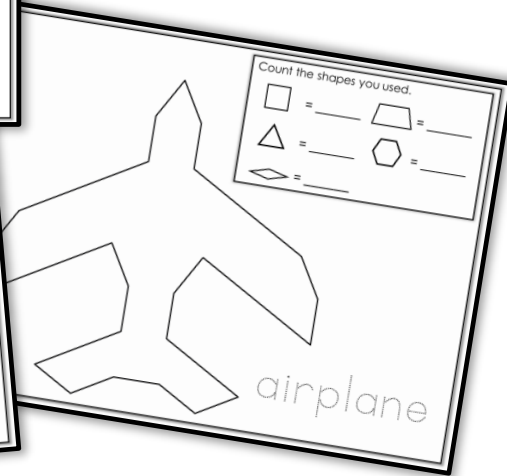
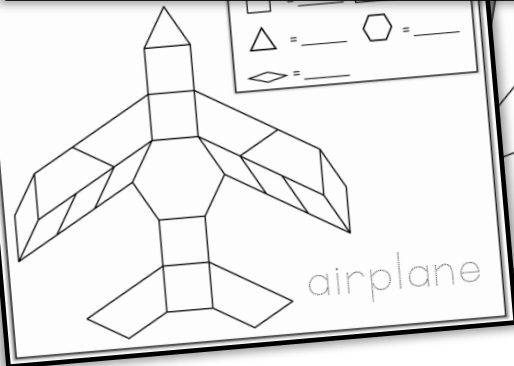
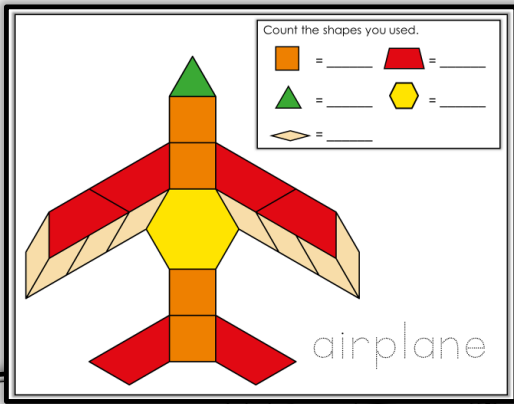
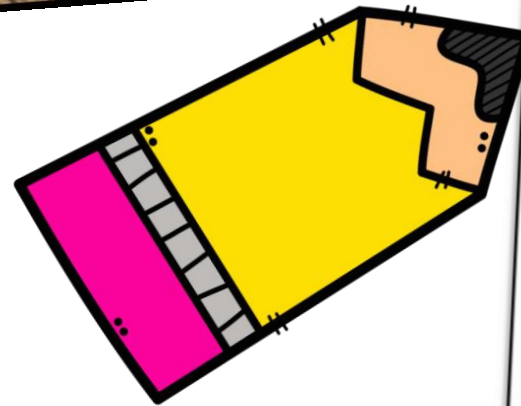



# 3 Levels



# Build It With Shapes

Build the picture with pattern blocks. Trace the word. Count the shapes and write the number in the blank.



## Solve The Equations

Plug in the numbers to the equations and solve.

**Build It And Solve It!**  
blimp Name: **Elizabeth**

Directions: Build the blimp. Fill in the numbers in the equations and solve.

$6 + 1 = 7$      $\square + \square = \underline{\quad}$

$\square + \triangle = \underline{\quad}$      $\triangle + \square = \underline{\quad}$

$\triangle + \square = \underline{\quad}$      $\square + \square = \underline{\quad}$

$\square + \square = \underline{\quad}$      $\square + \square = \underline{\quad}$

$\square - \square = \underline{\quad}$      $\square - \square = \underline{\quad}$

$\square - \square = \underline{\quad}$      $\square - \square = \underline{\quad}$

$\triangle - \square = \underline{\quad}$      $\triangle - \square = \underline{\quad}$