


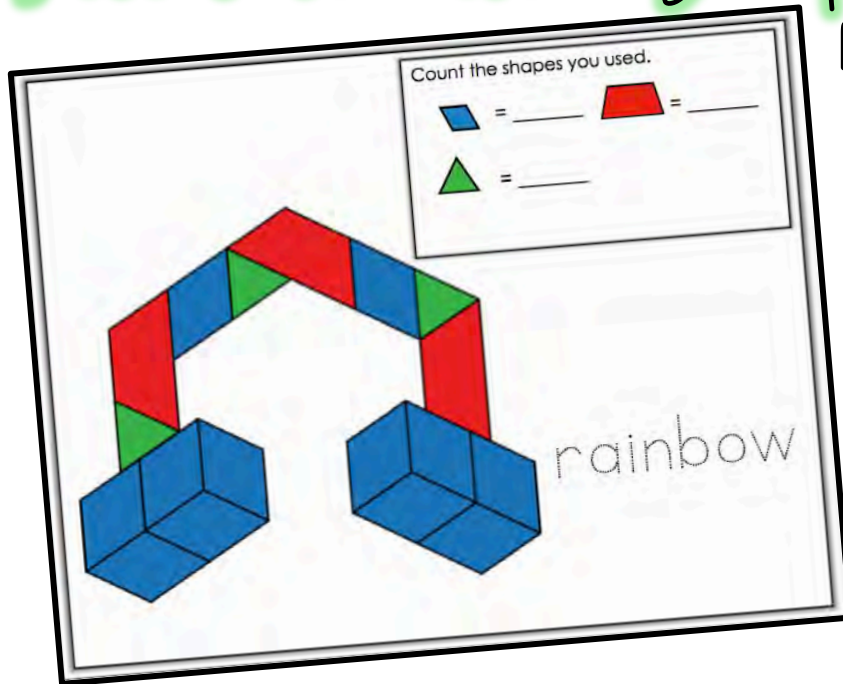
ST. PATRICK'S DAY

Build it with shapes and solve



ST. PATRICK'S DAY

Build it with shapes and solve




Build It With Shapes

Build the picture with pattern blocks. Trace the word. Count the shapes and write the number in the blank.

Solve The Equations



Plug in the numbers to the equations and solve.











Build It And Solve It!





rainbow Name: _____





Directions: Build the rainbow. Fill in the numbers in the equations and solve.

$3 + 2 = 5$  +  = ___

 +  = ___  +  = ___

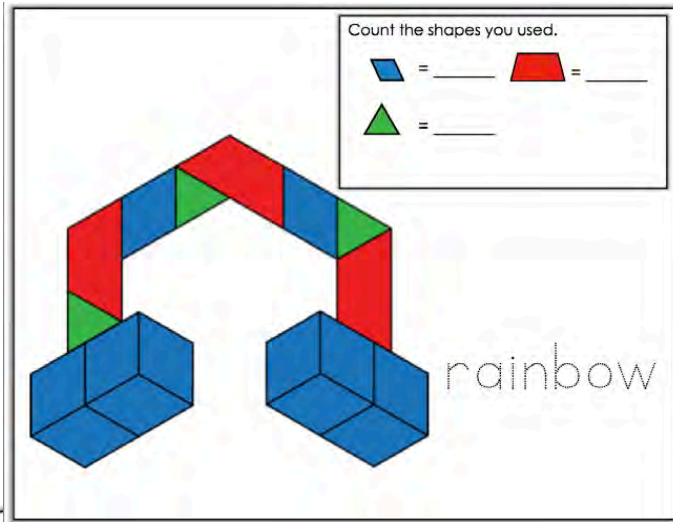
 +  = ___  +  = ___

 +  = ___  +  = ___

 -  = ___  -  = ___

ST. PATRICK'S DAY

Build it with shapes and solve



3 Levels

Differentiate for your students with 3 different puzzle levels.

