


VALENTINES DAY

Build it with shapes and solve




VALENTINES DAY

Build it with shapes and solve


Build It With Shapes

Build the picture with pattern blocks. Trace the word. Count the shapes and write the number in the blank.




Solve The Equations



















Plug in the numbers to the equations and solve.



Build It And Solve It!

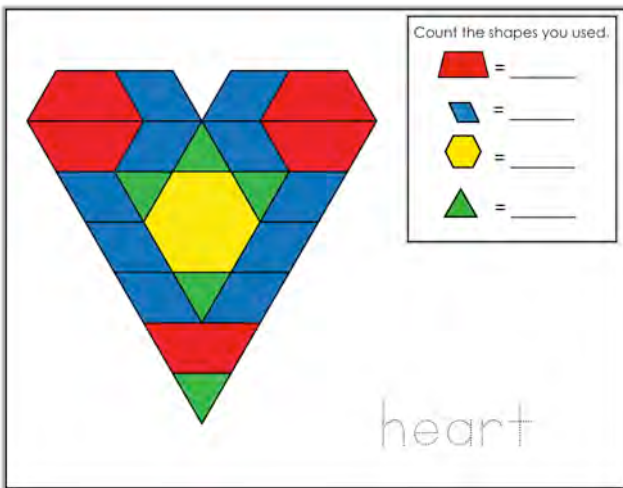
 ring Name: _____

Directions: Build the ring. Fill in the numbers in the equations and solve.

$3 + 2 = 5$	 +  = _____
 +  = _____	 +  = _____
 +  = _____	 +  = _____
 +  = _____	 +  = _____
 -  = _____	 -  = _____

VALENTINES DAY

Build it with shapes and solve



3 Levels

Differentiate for your students with 3 different puzzle levels.

