




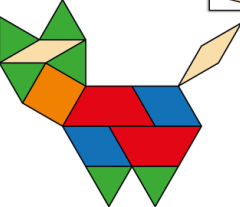


3 Levels






Count the shapes you used.

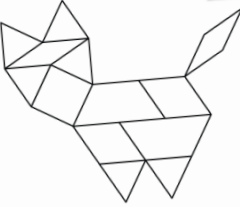
	=	___		=	___
	=	___		=	___
	=	___		=	___



cat






Count the shapes you used.

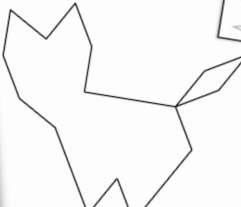
	=	___		=	___
	=	___		=	___
	=	___		=	___



cat

Count the shapes you used.

	=	___		=	___
	=	___		=	___
	=	___		=	___



cat

Count the shapes you used.

	=	___		=	___
	=	___		=	___
	=	___		=	___



horse



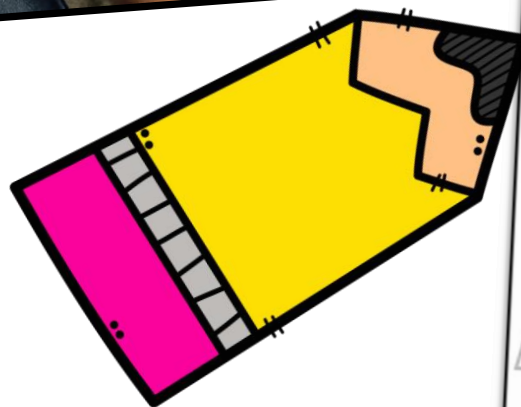
Build It With Shapes

Build the picture with pattern blocks. Trace the word. Count the shapes and write the number in the blank.



Solve The Equations

Plug in the numbers to the equations and solve.



Build It And Solve It!
cat Name: **Elizabeth**
Directions: Build the cat. Fill in the numbers in the equations and solve.

$2 + 1 = 3$	$\triangle + \square = \underline{\quad}$
$\square + \triangle = \underline{\quad}$	$\triangle + \square = \underline{\quad}$
$\diamond + \square = \underline{\quad}$	$\square + \diamond = \underline{\quad}$
$\square + \triangle = \underline{\quad}$	$\diamond + \triangle = \underline{\quad}$
$\square - \square = \underline{\quad}$	$\triangle - \square = \underline{\quad}$
$\triangle - \square = \underline{\quad}$	$\triangle - \square = \underline{\quad}$
$\triangle - \diamond = \underline{\quad}$	$\diamond - \square = \underline{\quad}$