

12 MATH AND ELA

MINI ERASER GAMES

FINISH

to	see	do	you	like	said	big	and
big	and	to	see	do	you	like	said
like	said	big	and	to	see	do	you
do	you	like	said	big	and	to	see
and	to	see	do	you	like	said	big

START        

SEESAW AND GOOGLE SLIDES

6 ELA BOARD GAMES

Ready, set, go!



FINISH

to	see	do	you	like	said	big	and
big	and	to	see	do	you	like	said
like	said	big	and	to	see	do	you
do	you	like	said	big	and	to	see
and	to	see	do	you	like	said	big

START

Skill Sight Words
Take turns with your partner. Move your eraser one space as you read each sight word. Don't stop until all of your erasers have crossed the finish line.

How to play:
The youngest player goes first. They move one of their erasers to a square in the first row. Each player must say the answer in the square to finish their move. If they cannot say the answer they go back to the original square and wait for their next turn. Players can move forward, sideways, diagonal, and backwards. However, a player cannot move their piece on a square that is already covered. The game continues until all of the players have moved their erasers to the 'Finish line'.

Ready, set, go!



FINISH

acorn	airplane	alligator	ant	apple	robot	beach ball	bat
bee	bell	bug	cake	candle	car	carrot	
cat	cow	frog	dice	cup	girl	ice cream	unicorn
duck	eagle	ear	hand	elephant	girl	envelope	pen
fan	hand	logs	fire	fish	flower	football	fork

START

Skill Syllables
Take turns with your partner. Move your eraser one space as you count the syllables in each word. Don't stop until all of your erasers have crossed the finish line.

How to play:
The youngest player goes first. They move one of their erasers to a square in the first row. Each player must say the answer in the square to finish their move. If they cannot say the answer they go back to the original square and wait for their next turn. Players can move forward, sideways, diagonal, and backwards. However, a player cannot move their piece on a square that is already covered. The game continues until all of the players have moved their erasers to the 'Finish line'.

Ready, set, go!



FINISH

guitar	bee	bell	bug	cake	candle	car	
burger	fan	hand	logs	fire	fish	flower	football
pants	cat	cow	frog	dice	cup	girl	ice cream
gumball	airplane	alligator	ant	apple	robot	beach ball	bat
hand	duck	eagle	ear	hand	elephant	girl	envelope

START

Skill Beginning Sounds
Take turns with your partner. Move your eraser one space as you say each beginning sound in the word. Don't stop until all of your erasers have crossed the finish line.

How to play:
The youngest player goes first. They move one of their erasers to a square in the first row. Each player must say the answer in the square to finish their move. If they cannot say the answer they go back to the original square and wait for their next turn. Players can move forward, sideways, diagonal, and backwards. However, a player cannot move their piece on a square that is already covered. The game continues until all of the players have moved their erasers to the 'Finish line'.

Ready, set, go!



FINISH

acorn	bag	bat	bee	bell	bug	burger	cat
bat	cat	candle	car	cup	dog	fan	fire
hand	ice cream	logs	pen	unicorn	airplane	alligator	ant
ribcage	pink pig	girl	box	ice cream	fish	key	6
lips	key	6	corn	dog	logs	boat	bed

START

Skill Ending Sounds
Take turns with your partner. Move your eraser one space as you say the ending sound. Don't stop until all of your erasers have crossed the finish line.

How to play:
The youngest player goes first. They move one of their erasers to a square in the first row. Each player must say the answer in the square to finish their move. If they cannot say the answer they go back to the original square and wait for their next turn. Players can move forward, sideways, diagonal, and backwards. However, a player cannot move their piece on a square that is already covered. The game continues until all of the players have moved their erasers to the 'Finish line'.

Ready, set, go!



FINISH


rag	lag	hag	nag	wag	tag	bag	gag
hag	nag	wag	tag	bag	gag	rag	lag
wag	tag	bag	gag	rag	lag	hag	nag
bag	gag	rag	lag	hag	nag	wag	tag
lag	hag	nag	wag	tag	bag	gag	rag

START

Skill -ag word family
Take turns with your partner. Move your eraser one space as you read each word. Don't stop until all of your erasers have crossed the finish line.

How to play:
The youngest player goes first. They move one of their erasers to a square in the first row. Each player must say the answer in the square to finish their move. If they cannot say the answer they go back to the original square and wait for their next turn. Players can move forward, sideways, diagonal, and backwards. However, a player cannot move their piece on a square that is already covered. The game continues until all of the players have moved their erasers to the 'Finish line'.

Ready, set, go!



FINISH

let	bet	set	get	met	net	yet	wet
get	met	net	yet	wet	pet	jet	vet
set	get	met	net	yet	wet	let	bet
net	yet	wet	pet	jet	vet	get	met
met	net	yet	wet	let	bet	set	get


START

Skill -et word family
Take turns with your partner. Move your eraser one space as you read each word. Don't stop until all of your erasers have crossed the finish line.

How to play:
The youngest player goes first. They move one of their erasers to a square in the first row. Each player must say the answer in the square to finish their move. If they cannot say the answer they go back to the original square and wait for their next turn. Players can move forward, sideways, diagonal, and backwards. However, a player cannot move their piece on a square that is already covered. The game continues until all of the players have moved their erasers to the 'Finish line'.

6 MATH BOARD GAMES

Ready, set, go!



FINISH

10	10	10	10	10	10	10	10
10	10	10	10	10	10	10	10
10	10	10	10	10	10	10	10
10	10	10	10	10	10	10	10
10	10	10	10	10	10	10	10

START

Skill Ten frames
Take turns with your partner. Move your eraser one space as you identify the ten frame. Don't stop until all of your erasers have crossed the finish line.

How to play:
The youngest player goes first. They move one of their erasers to a square in the first row. Each player must say the answer in the square to finish their move. If they cannot say the answer they go back to the original square and wait for their next turn. Players can move forward, sideways, diagonal, and backwards. However, a player cannot move their piece on a square that is already covered. The game continues until all of the players have moved their erasers to the 'Finish line'.

Ready, set, go!



FINISH

11	18	16	10	13	12	15	14
17	19	20	12	15	14	10	13
16	10	13	12	14	15	11	18
20	12	15	14	10	13	17	19
13	10	14	15	11	18	16	12

START

Skill Number Recognition
Take turns with your partner. Move your eraser one space as you say the number. Don't stop until all of your erasers have crossed the finish line.

How to play:
The youngest player goes first. They move one of their erasers to a square in the first row. Each player must say the answer in the square to finish their move. If they cannot say the answer they go back to the original square and wait for their next turn. Players can move forward, sideways, diagonal, and backwards. However, a player cannot move their piece on a square that is already covered. The game continues until all of the players have moved their erasers to the 'Finish line'.

Ready, set, go!



FINISH


cup	cup	cup	cup	cup	cup	cup	cup
cup	cup	cup	cup	cup	cup	cup	cup
cup	cup	cup	cup	cup	cup	cup	cup
cup	cup	cup	cup	cup	cup	cup	cup
cup	cup	cup	cup	cup	cup	cup	cup

START

Skill Counting Marshmallows
Take turns with your partner. Move your eraser one space as you count the marshmallows in the cups. Don't stop until all of your erasers have crossed the finish line.

How to play:
The youngest player goes first. They move one of their erasers to a square in the first row. Each player must say the answer in the square to finish their move. If they cannot say the answer they go back to the original square and wait for their next turn. Players can move forward, sideways, diagonal, and backwards. However, a player cannot move their piece on a square that is already covered. The game continues until all of the players have moved their erasers to the 'Finish line'.

Ready, set, go!



FINISH


10	10	10	10	10	10	10	10
10	10	10	10	10	10	10	10
10	10	10	10	10	10	10	10
10	10	10	10	10	10	10	10
10	10	10	10	10	10	10	10

START

Skill Counting Snowballs
Take turns with your partner. Move your eraser one space as you count the snowballs. Don't stop until all of your erasers have crossed the finish line.

How to play:
The youngest player goes first. They move one of their erasers to a square in the first row. Each player must say the answer in the square to finish their move. If they cannot say the answer they go back to the original square and wait for their next turn. Players can move forward, sideways, diagonal, and backwards. However, a player cannot move their piece on a square that is already covered. The game continues until all of the players have moved their erasers to the 'Finish line'.

Ready, set, go!



FINISH

2+2	3+1	4+0	5+3	6+4	7+1	2+8	9+1
1+4	5+2	4+3	8+2	0+8	3+6	4+4	5+5
4+0	5+3	6+4	7+1	2+8	9+1	2+2	3+1
4+3	8+2	0+8	3+6	4+4	5+5	1+4	5+2
6+4	7+1	2+8	9+1	2+2	3+1	4+0	5+3

START

Skill Addition
Take turns with your partner. Move your eraser one space as you say each sum. Don't stop until all of your erasers have crossed the finish line.

How to play:
The youngest player goes first. They move one of their erasers to a square in the first row. Each player must say the answer in the square to finish their move. If they cannot say the answer they go back to the original square and wait for their next turn. Players can move forward, sideways, diagonal, and backwards. However, a player cannot move their piece on a square that is already covered. The game continues until all of the players have moved their erasers to the 'Finish line'.

Ready, set, go!



FINISH

10	10	10	10	10	10	10	10
10	10	10	10	10	10	10	10
10	10	10	10	10	10	10	10
10	10	10	10	10	10	10	10
10	10	10	10	10	10	10	10



START

Skill Counting Cookies
Take turns with your partner. Move your eraser one space as you count the cookies on the plates. Don't stop until all of your erasers have crossed the finish line.

How to play:
The youngest player goes first. They move one of their erasers to a square in the first row. Each player must say the answer in the square to finish their move. If they cannot say the answer they go back to the original square and wait for their next turn. Players can move forward, sideways, diagonal, and backwards. However, a player cannot move their piece on a square that is already covered. The game continues until all of the players have moved their erasers to the 'Finish line'.



FINISH

to	see	do	you	like	said	big	and
big	and	to	see	do	you	like	said
like	said	big	and	to	see	do	you
do	you	like	said	big	and	to	see
and	to	see	do	you	like	said	big
			START				

Skill: Sight Words

Take turns with your partner. Move your eraser one space as you read each sight word. Don't stop until all of your erasers have crossed the finish line.

How to play:

The youngest player goes first. They move one of their erasers to a square in the first row. Each player must say the answer in the square to finish their move. If they cannot say the answer they go back to the original square and wait for their next turn. Players can move forward, sideways, diagonal, and backwards. However, a player cannot move their piece on a square that is already covered. The game continues until all of the players have moved their erasers to the finish line.

Students use

DIGITAL MINI ERASERS

on the **SEESAW** or

GOOGLES SLIDES

game boards.

