

# DRAW & PAINT




SNOW WHITE



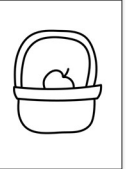



# 10 DIRECTED DRAWINGS


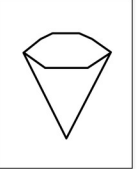
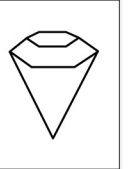

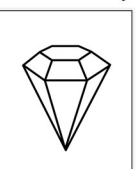

**Step 1**







**Materials:**







1. Piece of paper
2. Watercolors
3. Paint brush
4. Cup of water
5. Black crayon










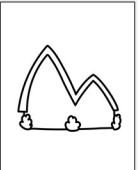




|   |  |   |
|---|--|---|
| <b>Step 2</b><br> | <b>Step 3</b><br> | <b>Step 4</b><br>            |
| <b>Step 5</b><br> | <b>Step 6</b><br> | <b>Step 7: Add color</b><br> |







|  |  |   |
|--|--|---|
| <b>Step 2</b><br> | <b>Step 3</b><br> | <b>Step 4</b><br>            |
| <b>Step 5</b><br> | <b>Step 6</b><br> | <b>Step 7: Add color</b><br> |







|   |  |   |
|---|--|---|
| <b>Step 2</b><br>  | <b>Step 3</b><br>  | <b>Step 4</b><br>             |
| <b>Step 5</b><br> | <b>Step 6</b><br> | <b>Step 7: Add color</b><br> |

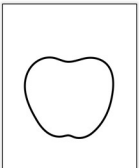





|  |  |   |
|--|--|---|
| <b>Step 2</b><br>  | <b>Step 3</b><br>  | <b>Step 4</b><br>             |
| <b>Step 5</b><br> | <b>Step 6</b><br> | <b>Step 7: Add color</b><br> |







|  |  |   |
|--|--|---|
| <b>Step 2</b><br> | <b>Step 3</b><br> | <b>Step 4</b><br>            |
| <b>Step 5</b><br> | <b>Step 6</b><br> | <b>Step 7: Add color</b><br> |

|   |  |   |
|---|--|---|
| <b>Step 2</b><br> | <b>Step 3</b><br> | <b>Step 4</b><br>            |
| <b>Step 5</b><br> | <b>Step 6</b><br> | <b>Step 7: Add color</b><br> |


|  |  |   |
|--|--|---|
| <b>Step 2</b><br> | <b>Step 3</b><br> | <b>Step 4</b><br>            |
| <b>Step 5</b><br> | <b>Step 6</b><br> | <b>Step 7: Add color</b><br> |

|  |  |   |
|--|--|---|
| <b>Step 2</b><br> | <b>Step 3</b><br> | <b>Step 4</b><br>            |
| <b>Step 5</b><br> | <b>Step 6</b><br> | <b>Step 7: Add color</b><br> |

|   |  |   |
|---|--|---|
| <b>Step 2</b><br> | <b>Step 3</b><br> | <b>Step 4</b><br>            |
| <b>Step 5</b><br> | <b>Step 6</b><br> | <b>Step 7: Add color</b><br> |

|  |  |   |
|--|--|---|
| <b>Step 2</b><br> | <b>Step 3</b><br> | <b>Step 4</b><br>            |
| <b>Step 5</b><br> | <b>Step 6</b><br> | <b>Step 7: Add color</b><br> |

# 10 RESPONSE PAGES





**Students follow the 7 steps shown on the directed drawing cards and draw the picture on their response page.**

**After coloring in their drawings, the students write about the picture on the space provided.**