

# DRAW & PAINT



## THE FROG PRINCE




# 10 DIRECTED DRAWINGS


**Step 1**

**Materials:**


1. Piece of paper
2. Watercolors
3. Paint brush
4. Cup of water
5. Black crayon




**Step 2** **Step 3** **Step 4**




**Step 5** **Step 6** **Step 7: Add color**




**Step 2** **Step 3** **Step 4**




**Step 5** **Step 6** **Step 7: Add color**




**Step 2** **Step 3** **Step 4**




**Step 5** **Step 6** **Step 7: Add color**




**Step 2** **Step 3** **Step 4**



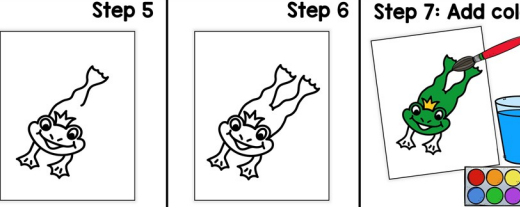
**Step 5** **Step 6** **Step 7: Add color**




**Step 2** **Step 3** **Step 4**




**Step 5** **Step 6** **Step 7: Add color**




**Step 2** **Step 3** **Step 4**



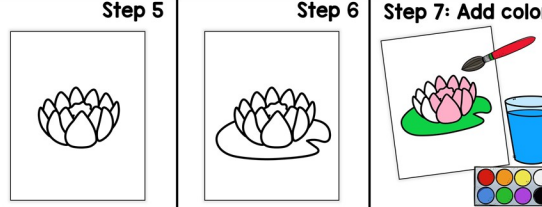
**Step 5** **Step 6** **Step 7: Add color**




**Step 2** **Step 3** **Step 4**




**Step 5** **Step 6** **Step 7: Add color**




**Step 2** **Step 3** **Step 4**




**Step 5** **Step 6** **Step 7: Add color**




**Step 2** **Step 3** **Step 4**




**Step 5** **Step 6** **Step 7: Add color**




**Step 2** **Step 3** **Step 4**



**Step 5** **Step 6** **Step 7: Add color**



# 10 RESPONSE PAGES







**Students follow the 7 steps shown on the directed drawing cards and draw the picture on their response page.**

**After coloring in their drawings, the students write about the picture on the space provided.**